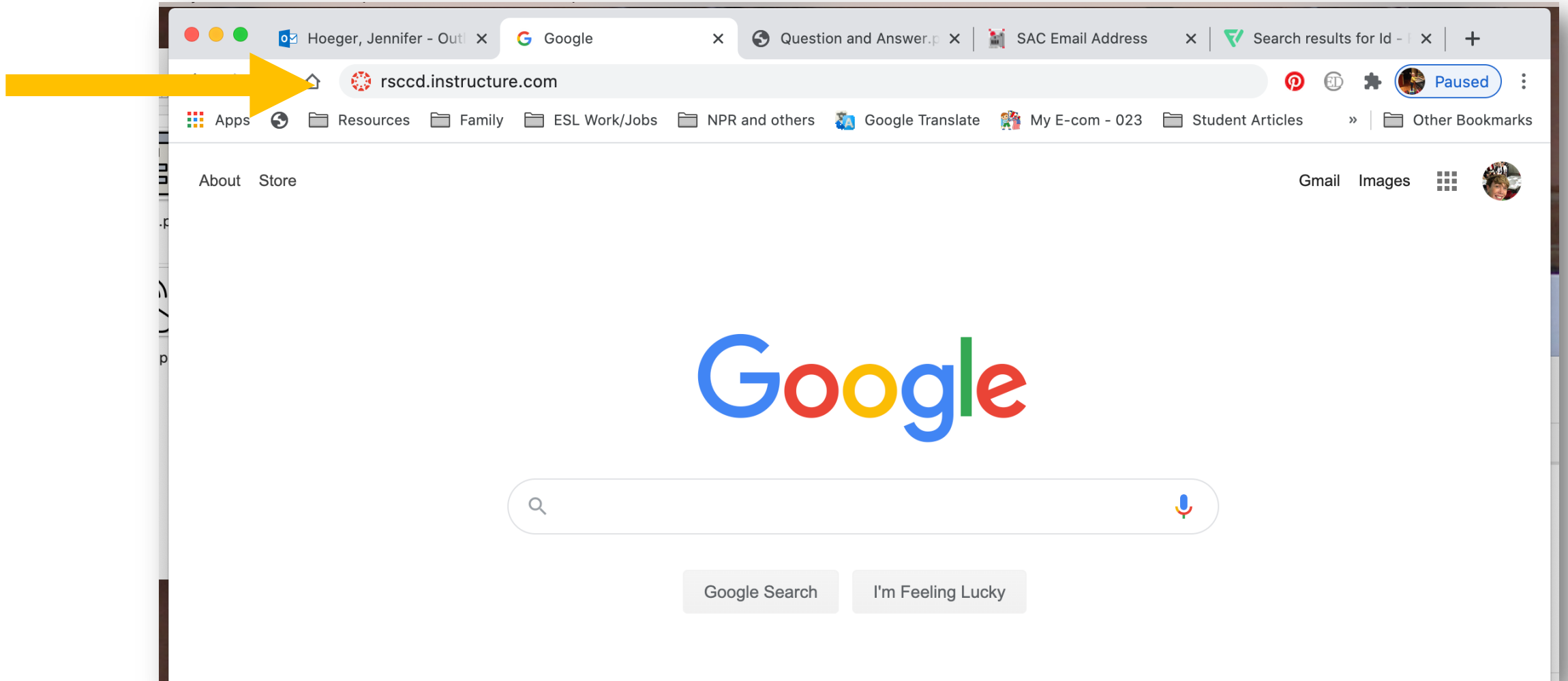


How to login to Canvas

For Students at The School of Continuing Education



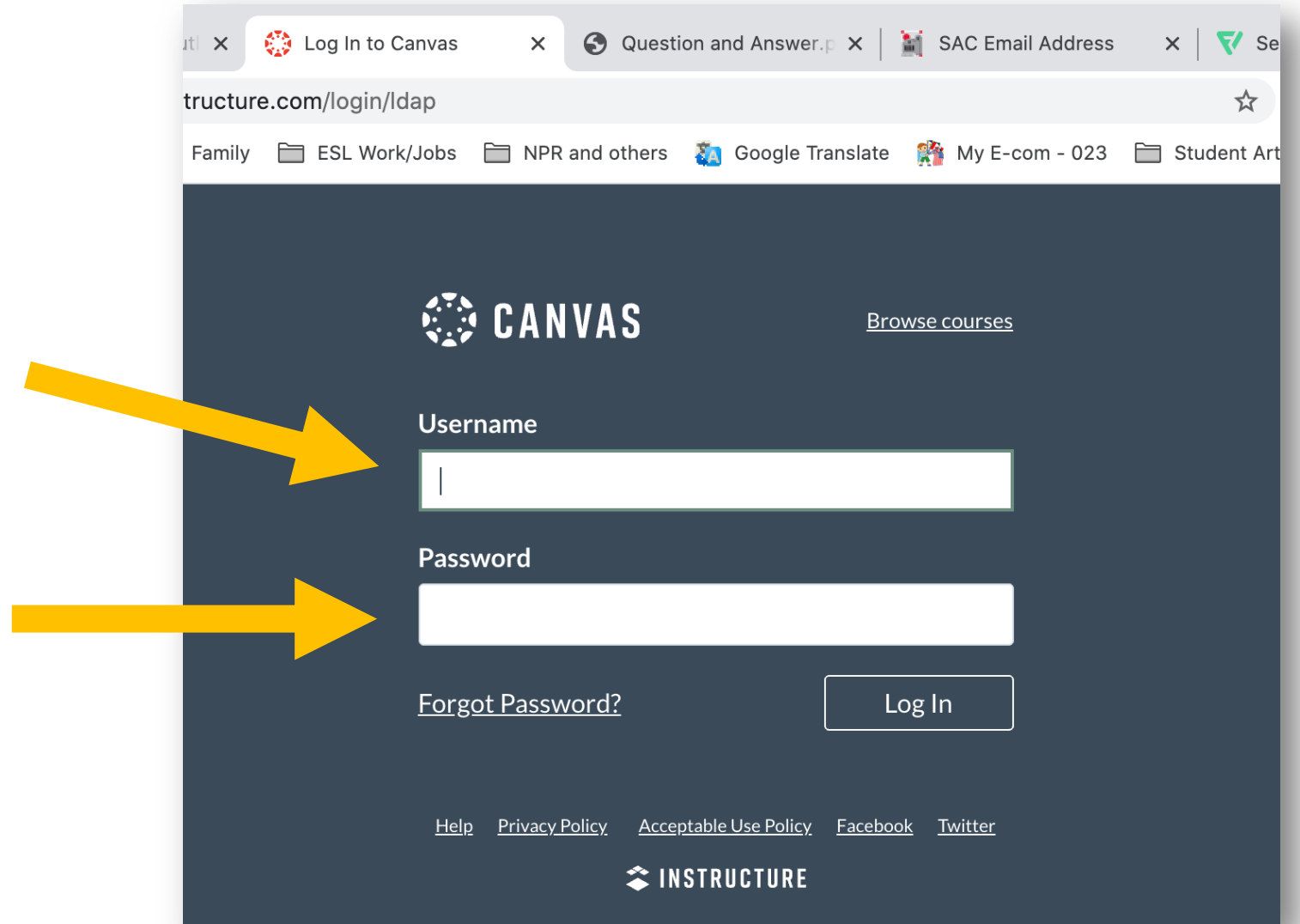
On your web browser, Go to rscdd.instructure.com



Enter your WebAdvisor ID and password.

Your WebAdvisor ID two initials
and five numbers. For example:
ch04264

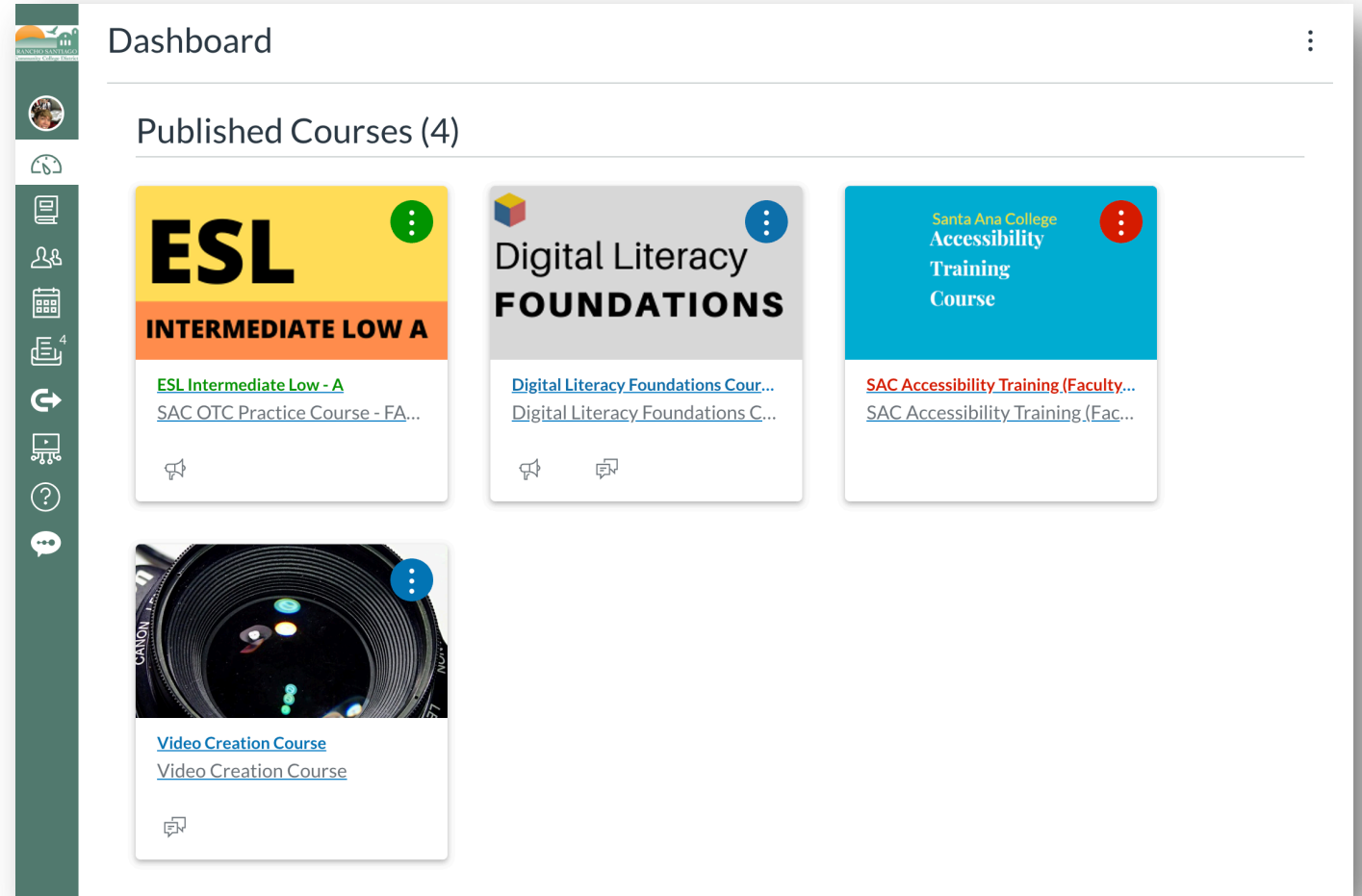
Your password is set to your
birthday. For example, if your
birthday is March 21, 1995, your
password is:
Mar211995 (Monddyyy)



The screenshot shows a web browser window with the address bar displaying 'structure.com/login/ldap'. The browser's tab bar includes 'Log In to Canvas', 'Question and Answer.p', and 'SAC Email Address'. The page header features the Canvas logo, a 'Browse courses' link, and a navigation menu with items like 'Family', 'ESL Work/Jobs', 'NPR and others', 'Google Translate', 'My E-com - 023', and 'Student Art'. The main content area is a dark blue login form with the Canvas logo at the top. It contains a 'Username' label above a text input field, a 'Password' label above a password input field, a 'Forgot Password?' link, and a 'Log In' button. Two yellow arrows point from the text on the left to the 'Username' and 'Password' input fields respectively. The footer includes links for 'Help', 'Privacy Policy', 'Acceptable Use Policy', 'Facebook', and 'Twitter', along with the 'INSTRUCTURE' logo.

Your Canvas Dashboard will open.

The courses you are enrolled in will appear here. Open your course and start learning 😊.



The screenshot displays the Canvas Dashboard interface. On the left is a dark green sidebar with icons for home, profile, calendar, documents, a notification bell with a '4' badge, a refresh icon, a presentation icon, a help icon, and a chat icon. The main content area is titled 'Dashboard' and 'Published Courses (4)'. It features four course cards: 1) 'ESL INTERMEDIATE LOW A' with a yellow header, a green three-dot menu, and links to 'ESL Intermediate Low - A' and 'SAC OTC Practice Course - FA...'. 2) 'Digital Literacy FOUNDATIONS' with a grey header, a blue three-dot menu, and links to 'Digital Literacy Foundations Cour...' and 'Digital Literacy Foundations C...'. 3) 'Santa Ana College Accessibility Training Course' with a blue header, a red three-dot menu, and links to 'SAC Accessibility Training (Faculty...' and 'SAC Accessibility Training (Fac...'. 4) 'Video Creation Course' with a camera lens image, a blue three-dot menu, and links to 'Video Creation Course' and 'Video Creation Course'.

For more support visit
sac.edu/scsewelcome

