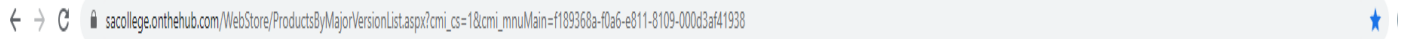


Downloading Windows 365 for Digital Dons Laptop

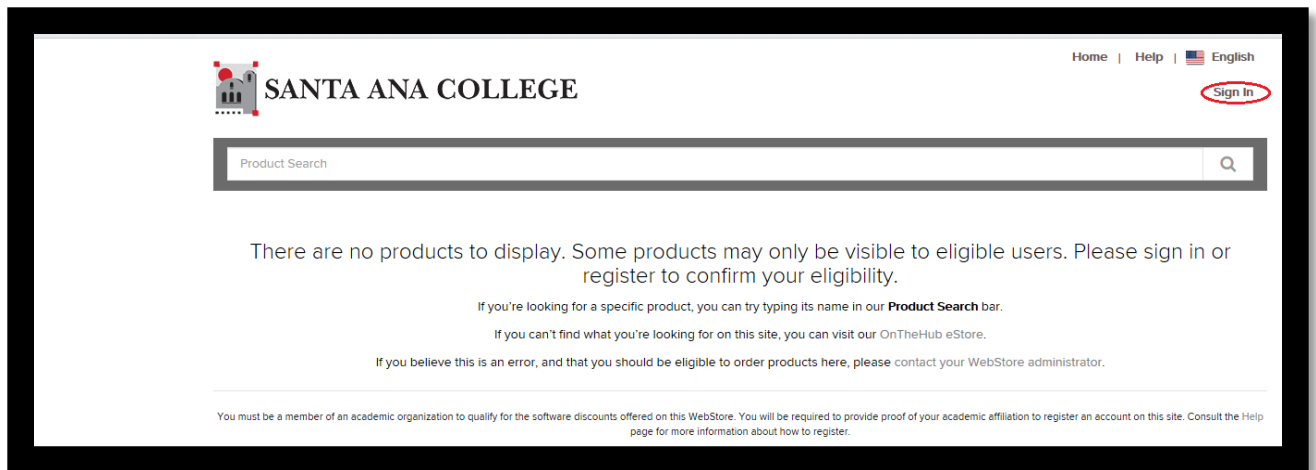
Use any web browser(Chrome, Firefox or Internet Explorer) to type URL the following in the <https://sacollege.onthehub.com>




Use school account to login to <https://sacollege.onthehub.com>

- Student email account (*Also can be located in your webadvisor account if you are unsure of your home school*)
- Username: WebAdvisorID@student.sac.edu
- WebAdvisorID@student.sccollege.edu for home campus of SCC
- Password: WebAdvisor password

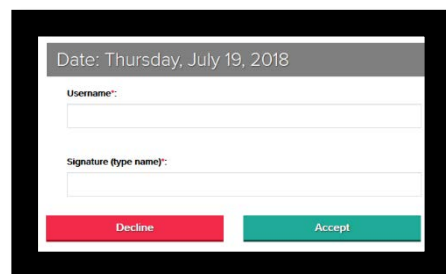
What the webpage looks like



Add Windows 10 to cart



Checkout and sign windows agreement with school email and signature



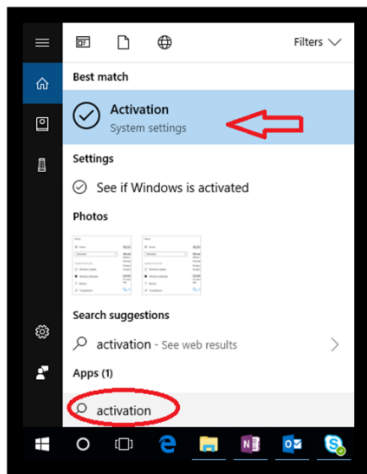
Copy your product key

Microsoft Windows 10 Education (Multilanguage) - Download - Product Key

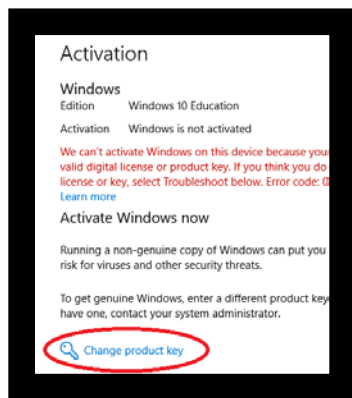
Product Key: X3NC4-9MDVQ-HGFVW-2YMMM-B4G4M

Activate Windows on to computer

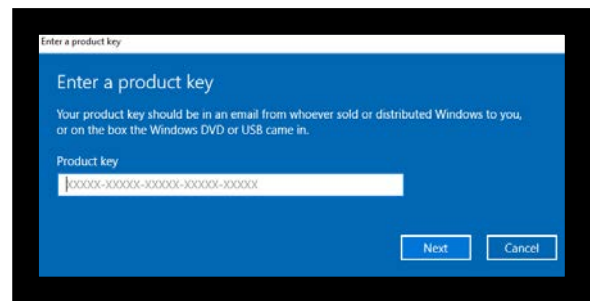
Search *activation* in Windows



Change product key/ paste your product key



Paste or enter your product key

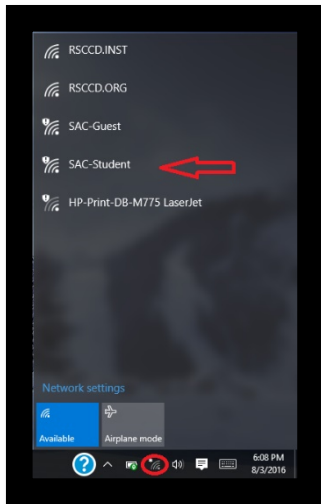


If you are having any issues with downloading windows 365 or connecting to WIFI Please contact our Student Help Desk via Cranium Café

<https://sac.craniumcafe.com/group/student-help-desk>

How to Connect to WIFI

Login with Webadvisor ID and Password to connect to network



If you are having any issues with downloading windows 365 or connecting to WIFI Please contact our Student Help Desk via Cranium Café

<https://sac.craniumcafe.com/group/student-help-desk>