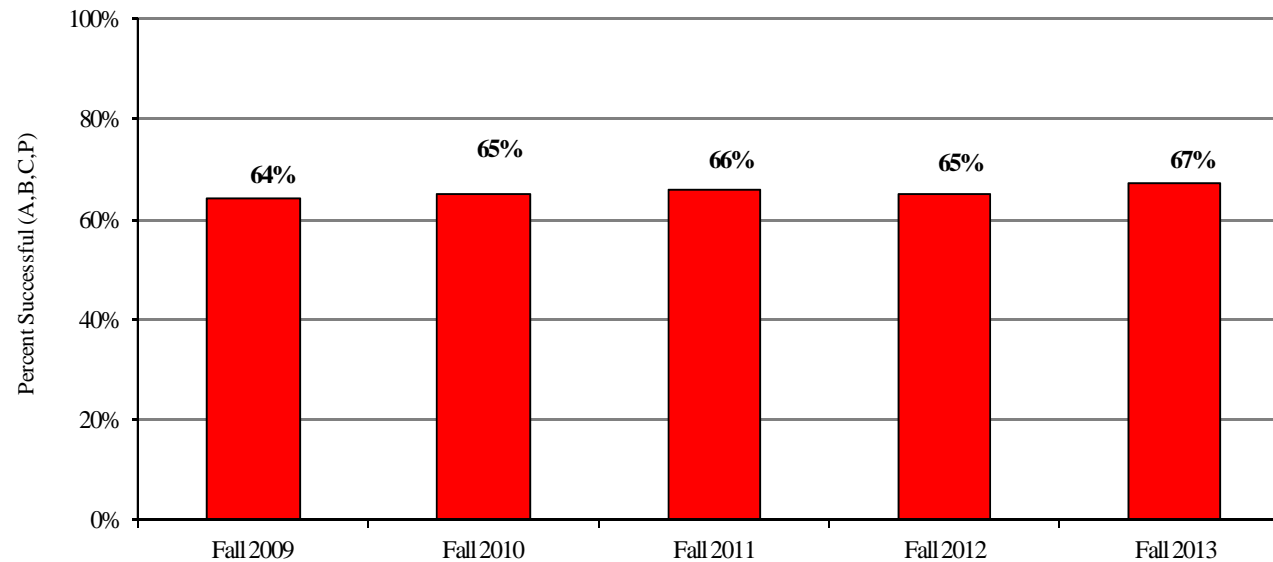




**Institution-Set Standards
for Improvement**

March 2014

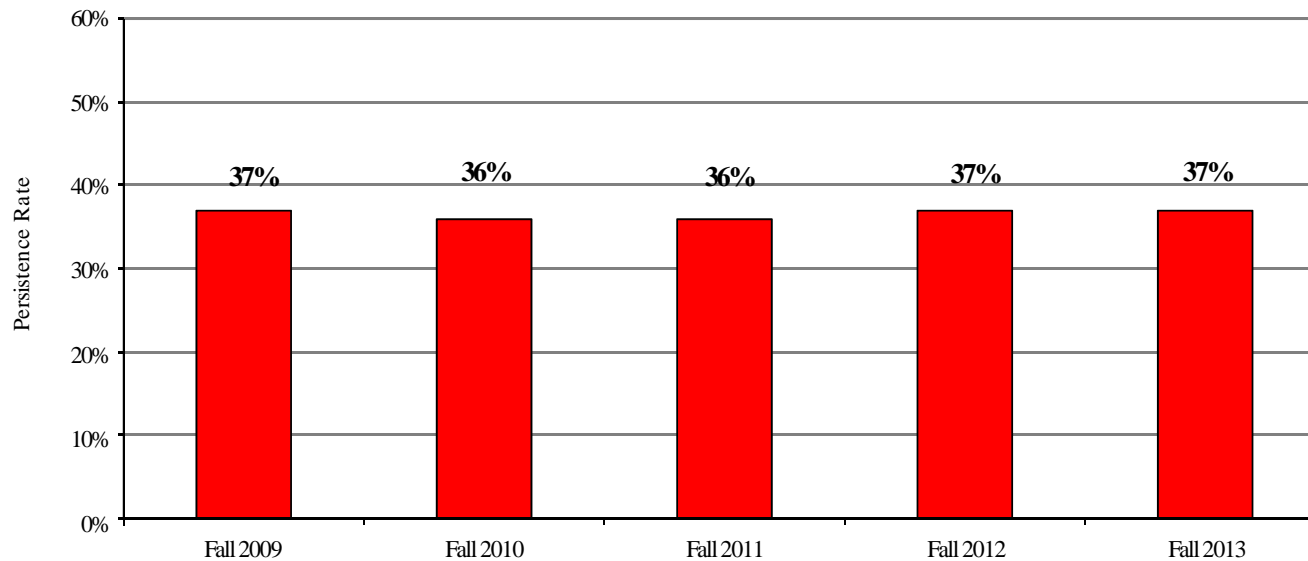
SUCCESSFUL COURSE COMPLETION



Course completion rates for traditional programs (not including fire academy, criminal justice academy, business seminar) have held steady in the last five years.

Goal: increase 2% annually

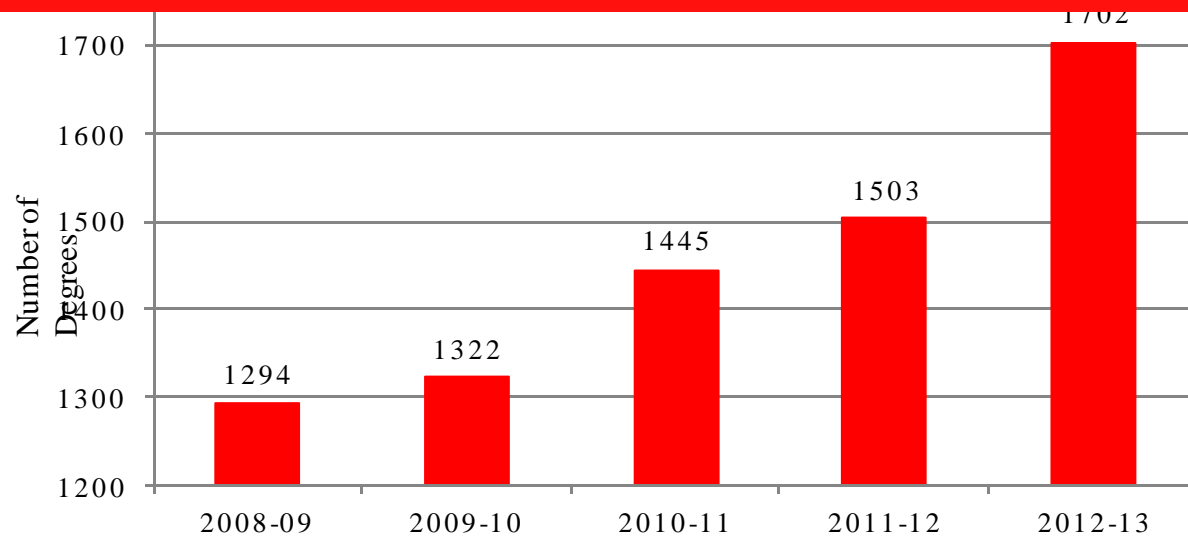
FALL TO FALL PERSISTENCE



The rates of students who completed a course in the prior fall semester and found enrolled at census week in the next fall semester have held steady.

Goal: increase 1% annually

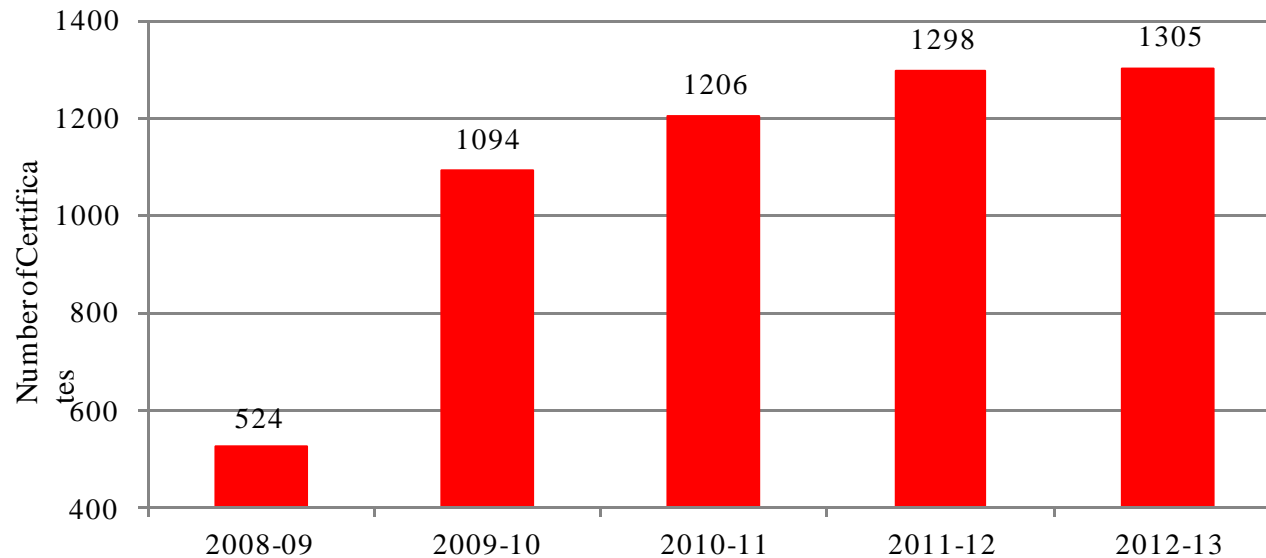
OF DEGREES AWARDED



The number of degrees awarded has increased 32 percentage points in the last five years. The top five degrees awarded are Liberal Arts, Nursing, Business Administration, Fire Technology - Public Service, and Occupational Therapy Assistant.

Goal: increase 2% annually

of CERTIFICATES* AWARDED

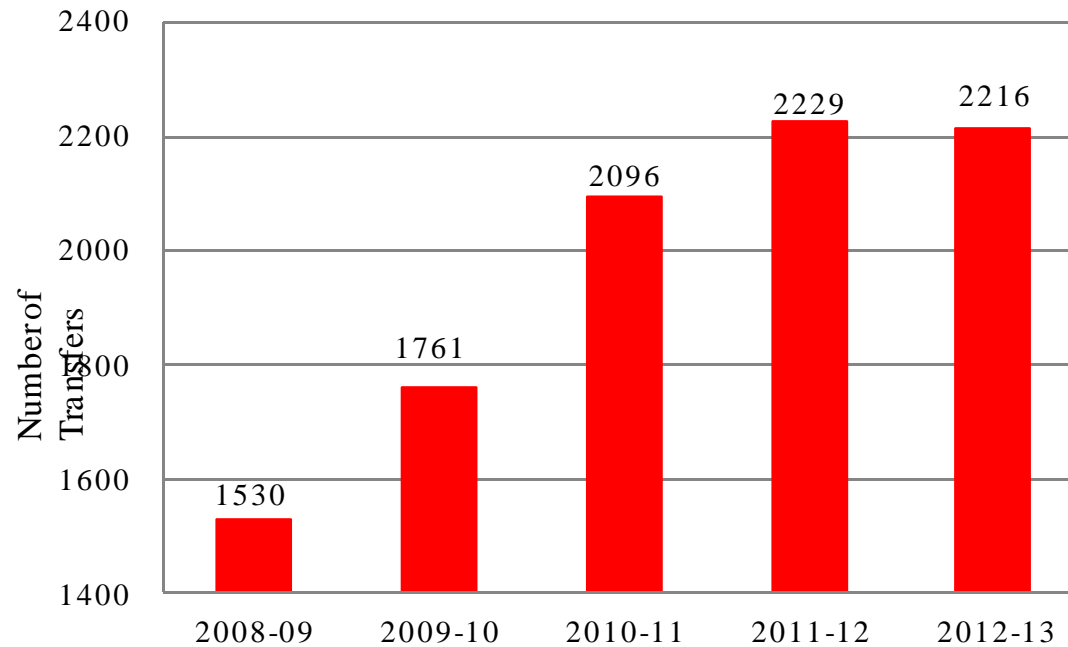


* The number of certificates awarded does not include certificates < 18 units.

The number of certificates of achievement has jumped more than 100%, mainly due to the introduction of two new certificates: IGETC General Education and CSU General Education 2009-2010. However, this rate has leveled off and is stable.

Goal: increase 2% annually

TRANSFERS TO 4-YR UNIVERSITIES



Transfers to four-year universities increased 45 percentage points in the last five years. However, due to the impacted programs at UC/CSU, we do not expect high number of transfers to continue to increase.

Goal: increase 4% annually

GOALS FOR ACHIEVEMENT, 2014

Measures	Goals	Responsible Party	Progress Report (June 2014)	Progress Report (December 2014)	Reassessment of Goals for 2015
Successful Course Completion	1.	1.	1.	1.	1.
	2.	2.	2.	2.	2.
	3.	3.	3.	3.	3.
Fall to Fall Persistence	1.	1.	1.	1.	1.
	2.	2.	2.	2.	2.
	3.	3.	3.	3.	3.
# of Degrees Awarded	1.	1.	1.	1.	1.
	2.	2.	2.	2.	2.
	3.	3.	3.	3.	3.
# of Certificates Awarded	1.	1.	1.	1.	1.
	2.	2.	2.	2.	2.
	3.	3.	3.	3.	3.
Transfers to 4-yr Universities	1.	1.	1.	1.	1.
	2.	2.	2.	2.	2.
	3.	3.	3.	3.	3.