

Uploading Videos to 3C Media and Requesting Captioning Service

Go to the 3cm mediasolutions.org web site and click the REGISTER button to create an account.

The screenshot shows the 3C Media Solutions website. At the top, a green banner reads: "Stay Informed. Find facts and resources about how CCC TechConnect is responding to COVID-19." Below this is the 3C Media SOLUTIONS logo and navigation links: Home, Videos, Services, Support. A search bar and "Search" button are on the right. Below the navigation, there are "Log in" and "Register" buttons, with a red box and arrow highlighting the "Register" button. The main content area features a video player with a play button and the text "Welcome to TechConnect Zoom Training". To the right, under "OUR SERVICES", there are three service cards: "3C Media On Demand" (Watch what you want, when you want. View videos), "3C Streaming Media" (Planning a class lecture, presentation or event you'd like to stream live online? We can help. Find out more), and "3CMeNow".

Username *

Spaces are allowed; punctuation is not allowed except for periods, hyphens, apostrophes, and underscores.

E-mail address *

A valid e-mail address. All e-mails from the system will be sent to this address. The e-mail address is not made public : wish to receive certain news or notifications by e-mail.

First Name *

Last Name *

Organization *

I agree to 3C Media Solutions [Terms and Conditions](#) *

Once Logged in, select MEDIA from the Menu.

3C Media SOLUTIONS Home Videos Services Support Search

My Account Log out

My Account **Media** Files Playlists Channels Groups Messages Profile Settings Help

Welcome Joe

News

This is where you will access your 3C Media account and files. News will appear here, Messages and Recently Uploaded Media to the right.

From the top of this page, you can navigate to your specific sections: Media (previously known as "Videos"), Files, Playlists, Groups, Messages, and Profile.

For more information, please see the individual sections, the [FAQ pages](#), or contact us via email or phone. We are here to help.

Messages

No new messages

Recently Uploaded Media

TestToYouTubeJAN13
2014-10-12 21:43:12

SAC Accounting Video
2014-10-09 20:35:51

Click the Add/Upload Media Button

3C Media SOLUTIONS Home Videos Services Support Search

My Account Log out

My Account Media Files Playlists Channels Groups Messages Profile Settings Help

Search My Media (title): Search Tools -select- Go ? Media Help/FAQ

Add/Upload Media Create Folder With Selected -select- Go

My Media

<input type="checkbox"/>	Title	Date	Status	Options
<input type="checkbox"/>	RelaySetUp			Folder Options / Link

Select the file from your computer



If are unable to upload or see a message "No runtime found" it indic try and update your browser, flash or silverlight plugins or try anoth

And click UPLOAD FILE

Select File

File: SciencePromoCaptionsMP4.mp4 (17.1 mb)

Upload File

Select File

Processing Upload...

File: NursingOrientationV2.mp4 (842.5 mb)

2%

Upload File

Fill in information about the video

Title (required)
Introduction To Canvas

License
None

Select Optional CC License [Creative Commons License Information](#)

Description

I agree to 3C Media Solutions [Terms and Conditions](#).

Next >>

Your upload is complete.

The video will be processed and posted as soon as possible, usually within a few hours.




Once the video is available, please check it to make sure the conversion is OK.

You can check the [My Media](#) which will be updated when the video is available.

Go back to the MEDIA section of your account and see if the STATUS column displays AVAILABLE

[Add/Upload Media](#) [Create Folder](#) With Selected [Go](#)


My Media

<input type="checkbox"/>	Title	Date		Status	Options
<input type="checkbox"/>	 RelaySetUp				Folder Options / Link
<input type="checkbox"/>	SAC Accounting Video	10-09-14		Available	Details & Options Add to Playlist View Edit Delete
<input type="checkbox"/>	SAC Foundation Scholarship Video	09-18-14		Available	Details & Options Add to Playlist View Edit Delete
<input type="checkbox"/>	SAC Science Promo			Added	Upload Delete

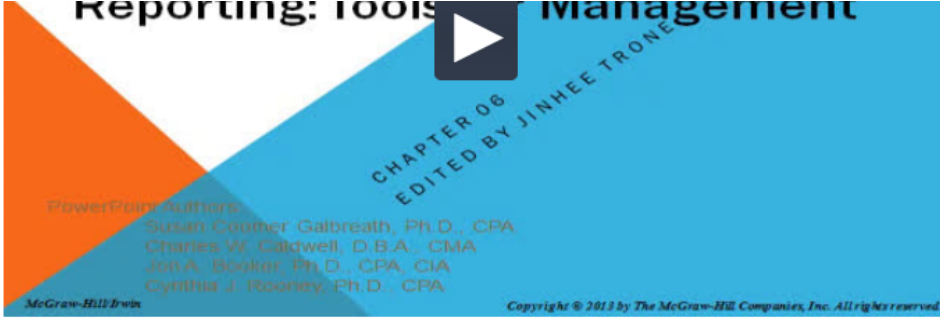
To request captioning services for the video, click DETAILS & OPTIONS for the selected video.

[Add/Upload Media](#) [Create Folder](#) With Selected -select- [Go](#)

My Media

<input type="checkbox"/>	Title	Date	Status	Options
<input type="checkbox"/>	 RelaySetUp			Folder Options / Link
<input type="checkbox"/>	SAC Accounting Video	10-09-14	Available	Details & Options Add to Playlist View Edit Delete
<input type="checkbox"/>	SAC Foundation Scholarship Video	09-18-14	Available	Details & Options Add to Playlist View Edit Delete
<input type="checkbox"/>	SAC Science Promo		Added	Upload Delete

Below the video window is the option to request captioning services



Tools

- [Edit Media](#)
Edit video title and description or upload a caption file
- [Customize Thumbnail and Poster Images](#)
Add a custom thumbnail to your video. Uploads can have a custom poster image as well.
- [Post/List Video](#)
Post this video publicly to 3C Media website and add descriptive data. Posted videos are viewable by everyone. You have to post a video to embed or provide a link for viewing
- [Submit this Media for Captioning](#)**
This service is made possible by the DECT Grant funded by the California Community Colleges Chancellors Office

- Take note of the restrictions:
- NO TEST OR EXPERIMENT VIDEO
- NO YOUTUBE HOSTED VIDEO
- NO NON-CLASSROOM VIDEO
- MUST HAVE CLEAR AUDIO
- MUST BE IN ENGLISH

...and / or ...

- **Please do not submit videos for practice or experimentation.** We do have to pay for every caption file and our funding does not accommodate these types of requests.
- Please note, captioning is **not** available for media hosted on YouTube or websites other than 3C Media Solutions and is only available for classroom instructional videos that are for use by students.
- Since our funding is only for instructional classroom use, we ask that you **do not request captioning for any non-classroom activities** such as any administrative meetings, sporting events, professional development, convocation or graduation videos, etc.
- Television programs (Discovery Channel & History Channel productions, NOVA, etc.) have already been created with closed captions [as per FCC regulations](#); Feature films also include captioning as part of their commercial distribution. **Please do not submit these types of items** for closed captioning through 3C Media Solutions.
- **Videos that do not have clear audio** or are mostly music will not be captioned.
- We only provide captions for videos with audio that is **in English**, we do not provide any translation or foreign language captions.
- We do not provide transcripts, only the captions which are automatically attached to your video.

Title *
SAC Accounting Video

Length of Video (minutes) *

Author *
Pacino, Joe

Section#/CRN/Ticket *

please enter the appropriate Section#, CRN, or Ticket from the course this media will supplement

Term *

here to search

3:30 PM
4/22/2020

Fill out the information and then click SUBMIT. Wait 3-5 days and check your video in the MEDIA section of your account.

Title *

SAC Accounting Video

Length of Video (minutes) *

Author *

Pacino, Joe

Section#/CRN/Ticket *

please enter the appropriate Section#, CRN, or Ticket from the course this media will supplement

Term *

- Select - ▾

Transcriber Notes (short instructional note)

These optional notes help the transcriber regarding spelling of proper names, notable audio or other issues in your i

Submit

